

**MODEL UNIT  
BAND B  
LEVEL 2**

# SOMEONE TO TALK TO

**LIFE CONCEPT: GOD HELPS PEOPLE PRAY**

YEAR: ..... SUGGESTED DURATION: 3-4 weeks (135 minutes per week)

DATE OF USE: ..... FAITH STATEMENTS: ① ② 3

**UNIT-SPECIFIC GOALS (highlighted)**

**1. GOD INVITES PEOPLE TO PRAY TO HIM IN JESUS' NAME**

- 1a explore Christian prayer as thanking God and asking God for help
- 1b explore the Christian belief that people can pray to God because God loves them for Jesus' sake
- 1c investigate forms of Christian prayer, eg quiet meditation, circle prayer, class prayer, prayer partners

**2. GOD PROMISES TO HEAR AND ANSWER PRAYER**

- 2a investigate the Christian belief about ways God answers prayers
- 2b explore the Christian belief that people can pray to God about all aspects of their lives

**3. JESUS TAUGHT PEOPLE TO PRAY**

- 3a explore the role of prayer in Jesus' life
- 3b examine the basic structure and meaning of the Lord's Prayer

**STUDENT ASSESSMENT**

**ASSESSABLE STUDENT OUTCOMES**

- Plan a presentation which describes reasons why Christians pray to God. (1b)
- Describe what people talk to God about. (1a,2b)
- Illustrate what Christians believe about how God answers prayers. (2a)

**ASSESSMENT STRATEGIES**

- ⇒ presentation
- ⇒ work sample
- ⇒ TRS B2/2, B2/3

**UNIT SUMMARY**

Students explore reasons why Christians talk to God. They identify what people talk to God about through examining psalms from the Bible. Students explore what Christians believe about ways God answers prayers.

## UNIT NOTES

Consider integrating this unit with the Speaking and Listening strand of the English curriculum.

Much of the information gathered by the students could be collated into a class book or into individual books entitled *Talking to God*.

## INTRODUCTION

### 1. SOMEONE TO TALK TO

Begin with a Speaking and Listening activity. Students work in pairs. Each student prepares a brief oral presentation about

- someone they like to talk to
- reasons they like to talk with this person
- things they like to talk to the person about.

One partner gives their report. The other person listens carefully. Swap roles. Each student shares with the class what they heard from their partner.

Discuss and collate the information the students have gathered about

- the kinds of people the students like to talk to, eg parents, friends, relatives;
- the reasons they talk to these people, eg they like each other, trust each other, care about each other;
- the things they talk about, eg all aspects of life, celebrations, disappointments, worries, just being together.

## DEVELOPMENT

### 2. WHY DO CHRISTIANS TALK TO GOD ?

Help the students to understand that Christians pray to God because they believe God is loving, caring, trustworthy and wants to be in a loving relationship with them. For Christians, talking to God is like talking to a loving parent or a best friend.

Tell students that talking to God is an important part of life for Christians. Ask them to discuss why they think Christians want to talk to God.

To help students explore why Christians want to talk to God, choose from the following activities:

- Read Bible passages which describe how much God cares for people, eg  
Luke 12:22–31      Romans 5:1,2; 8:32  
Galatians 4:4–6      Ephesians 1:4,5

Ephesians 1:4,5      Ephesians 2:18; 3:12  
1 John 3:1            1 John 4:9,10  
Hebrews 4:14–16.

- Read Psalm 103 to the students. Identify what this psalm says about God.
- Explore the Apostles' Creed. As a class identify particular loving actions of God mentioned in the creed, eg made heaven and earth, sent Jesus. Use Luther's explanation of the creed as a resource.
- Read to students a book which describes God and God's actions, such as *A First Look: God or Someone Awesome* (see Recommended Resources Menu).
- Find Christian songs or hymns which describe God and God's loving actions.

Students present the information they have discovered about God in their chosen form, eg oral presentation, computerised slide show, *Talking to God* book.

### 3. WHAT DO PEOPLE TALK TO GOD ABOUT?

Students discuss what sorts of things people might pray to God about. Refer students back to those things people talk to their best friends and family about.

A book, such as *A First Look: Prayer* would be a helpful resource to share with the students (see Recommended Resources Menu).

**PSALMS** Tell students that the book of Psalms in the Bible has many prayers to God. These prayers show things that people talk to God about.

Suitable psalms to use with the students could include:

Evening prayer	Psalm 4
Prayer for help	Psalm 5,12,13,28
Prayers in times of trouble	Psalm 6, 40, 116
God provides all things	Psalm 23
Prayer for guidance	Psalm 25
Prayers of praise	Psalm 27,67,96,100, 145
Longing for God	Psalm 42
Prayer for forgiveness	Psalm 51:1–17

Students can work in pairs or individually. They complete **one** of the following activities:

- Students choose six psalms and sort and classify them according to their own criteria. (The teacher may wish to make photocopies of the above psalms.) Sort and classify them again, this time according to prayers which **ask** or prayers which **thank**. If a psalm contains both asking and thanking use different coloured

highlighters or coloured pencils to indicate 'asking' or 'thanking'.

Students write their own psalm/prayer which includes both thanking and asking.

- Students choose and read a psalm from the list above. They identify what the writer of the psalm is talking to God about. Use Teacher Resource Sheet [TRS] B2/1 to direct the investigation.

Students record the psalm and make a border around it or do illustrations which show what the writer is saying to God.

Alternatively, students rewrite the psalm as a letter to God, using their own words.

The students' writing can be collated into the *Talking to God* book.

#### 4. LISTENING TO GOD

Ask students to discuss the following questions as a class or in small groups:

- Does God answer prayers?
- If God answers prayers, how does God do this? Explain your answer.

Allow for an honest discussion at this point and note any questions the students may have. You could address some of these questions later in the unit, perhaps when you invite the pastor or other Christians to share with the students their personal prayer experiences.

Tell students that Christians believe that God answers prayer in various ways and that they will be exploring two ways.

##### A. GOD ANSWERS PRAYERS THROUGH THE BIBLE

Christians believe that sometimes God answers prayers through something God says. They believe that the Bible is the most important way God speaks to people today.

Tell students that Christians believe one way God answers prayers is through the message in the Bible. Students share their ideas about how the Bible could provide answers to prayers.

Provide students with an example of how Christians believe God answers prayers through the Bible. Tell students to imagine that a person is very afraid about something and prays a prayer like this: *Help me, God, I am feeling so scared.*

Read Isaiah 41:10a to the students. Ask them to describe how these words from the Bible could help the person not to feel so afraid. Discuss how a passage, such as Romans 8:31–39 could provide words of reassurance to

Christians in many difficult situations. Students explore this concept further, using TRS B2/2.

##### B. GOD ANSWERS PRAYERS THROUGH PEOPLE

Christians believe that God sometimes answers prayers through something God does for people. Often this means people — even the people who did the praying — acting as God's agents to answer prayer.

Tell students that Christians believe another way God answers prayers is through people.

Christians often ask God to care for sick people or look after people who are hungry. Ask students to consider and discuss how people can help to be an 'answer to prayer' in these situations, eg doctors help to bring about healing, people contribute to aid programs which help provide food for hungry people. Students discuss and identify their own role in being an answer to prayer. See TRS B2/3.

##### C. EXPERIENCES OF GOD ANSWERING PRAYERS

Consider asking Christians to share with the class their experiences of God answering prayer. You could organise for one or two members of the school community to do this. Encourage the guests to include examples of times when God has answered their prayers in a way they were not expecting or even wanting, or times when God took a long time to answer their prayers or times when God said No.

Alternatively, you could include examples from the Bible of God answering prayers, eg Abraham's servant prays for guidance, Jesus prays in Gethsemane (see Bible References Menu).

Students include in the *Talking to God* book their responses to TRS B2/2 and TRS B2/3 or their own illustrated summary of the Christian belief about ways God answers prayer.

## RESPONSE

#### 5. TALKING TO GOD

Students can use the psalms/prayers they have recorded in the *Talking to God* book, as a part of school worship or in a parent newsletter.

Alternatively, they could share the book with other classes in the school.

## YOU WILL NEED

- |  |   |
|--|---|
| <ul style="list-style-type: none"><li><input type="checkbox"/> photocopies of TRS B2/1, B2/2, B2/3 for the students</li><li><input type="checkbox"/> photocopies of psalms referred to in the unit</li><li><input type="checkbox"/> resources which describe God and God's actions, eg books, songs, Luther's <i>Small Catechism</i></li></ul> | <ul style="list-style-type: none"><li><input type="checkbox"/> a book which describes what people talk to God about, such as <i>A First Look: Prayer</i> (L Rock)</li><li><input type="checkbox"/> organise Christians to talk to students about prayer</li></ul> |
|--|---|

---

## INTEGRATING INTO OTHER CURRICULUM AREAS

**ENGLISH:** *Literature:* Explain and justify own opinions about texts. Find and cite elements of a text to support a point of view. Experiment with a range of vocabulary, punctuation and grammar. Directed thinking and reading activities. Teachers pose questions for discussion. Write widely: poems, stories, plays. Plan, draft, revise. Editing skills: punctuation, grammar, tense. *Everyday Texts:* Consider needs of audience when speaking. Develop discussion and problem-solving skills. Consider how factors such as information, rhythm, pronunciation, influence the ways audiences receive spoken texts. Develop discussion and problem-solving skills. Plan, prepare and present short talks.

**SOCIETY AND ENVIRONMENT:** *Investigation, Communication, Participation:* Formulate questions, reflect on knowledge and understanding. Identify information sources. Gather, organise and interpret information using diagrams. Identify similar data. Draw conclusions. Identify, analyse and clarify values. Consider audience in presentation. Cooperation skills.

from the National Statements and Profiles

---

## UNIT EVALUATION

Which activities worked well in this unit?


Which resources were useful in the implementation of this unit?

How did I respond to the range of students' knowledge about why Christians talk to God and what they talk to God about?

How did I respond to the range of students' attitudes towards the Christian belief about how God answers prayers?

What would I do differently if I was teaching this unit again?

How will I use and build on knowledge, understandings, skills, attitudes, and values students have developed in this unit?



# EXPLORING THE PSALMS

The number of the psalm you have chosen

1. Write and illustrate things the psalm-writer **thanks** God for.

---

---

---

---

---

---

---

A large, empty rectangular box with a black border, intended for drawing an illustration related to the first question.

3. Write and illustrate things the psalm-writer **asks** God for.

---

---

---

---

---

---

---

A large, empty rectangular box with a black border, intended for drawing an illustration related to the third question.

4. How do you think the psalm-writer feels about God. Give reasons.

---

---

---

---


5. Copy your favourite part of the psalm.

A large, empty rectangular box with a thick black border, intended for copying a favorite part of the psalm.

6. Give reasons for your choice.

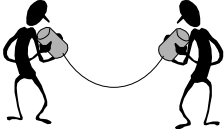
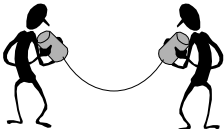
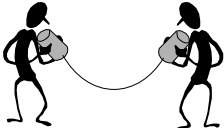
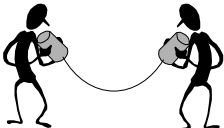
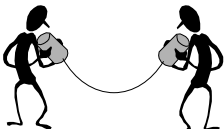
---

---



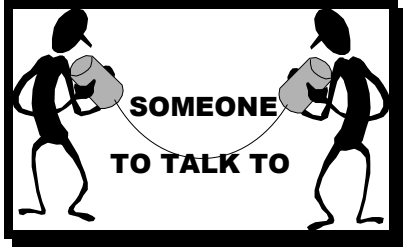
## GOD ANSWERS PRAYERS THROUGH THE BIBLE

Choose one of the following situations and read the Bible verses.

When you are <b>worried</b> :		John 14:1; Luke 12:22-31; Romans 8:31-39
When you are <b>afraid</b> :		Psalm 23:4; Psalm 27:1; Psalm 46:1,2; Psalm 121; Isaiah 41:10
When you have <b>done something wrong</b> :		1 John 1:9
When you want to <b>thank God</b> :		Psalm 103; Psalm 100
When you feel <b>angry</b> :		Ephesians 4:31,32

Do one of these activities:

- Make a card to send to someone who could be helped by the Bible's message. Include the Bible message in some way in the card.
- Make up a play which shows people in the situation you have chosen. Include in the play how the message of the Bible is able to help the characters.
- Make a poster which describes the feelings of your chosen situation and the Bible verses which can help.
- Paint a picture which illustrates the meaning of the Bible verses, eg people forgiving others when angry, not feeling afraid but being sure of God's presence.



## **GOD ANSWERS PRAYERS THROUGH PEOPLE**

Choose one of the following prayers and illustrate how you or other people can be part of God's answer to the prayer.

*Please, God, take care of the sick people.*

*Dear God, take care of the people who are hungry.*

*God, help those people who are sad and lonely to feel happy.*

*Please, God, keep us safe on our trip.*

*Dear God, don't let our world get spoiled.*

A large, empty rectangular box with a thick black border, intended for a student to draw an illustration related to one of the prayers listed above.

