

**MODEL UNIT
BAND A
LEVEL 2**

GOD'S PLAN

LIFE CONCEPT: GOD SAVES PEOPLE FROM SIN AND EVIL

YEAR:..... **SUGGESTED DURATION:** 4 weeks (approximately 100 minutes per week)

DATE OF USE: **FAITH STATEMENTS:** ① ② ③

UNIT-SPECIFIC GOALS (highlighted)

1 SIN AND EVIL RUIN GOD'S CREATION

- 1a hear the biblical account of Adam and Eve turning away from God
- 1b explore the concept of sin
- 1c investigate the way sin and its consequences affect feelings

2 GOD RESCUES PEOPLE FROM SIN AND ITS CONSEQUENCES

- 2a explore Bible stories of rescue
- 2b consider the Bible's teaching that Jesus makes people friends with God

3 GOD OFFERS ETERNAL LIFE TO ALL PEOPLE

- 3a consider that God gives his friends the gift of heaven
- 3b consider that Jesus' friends look forward to being in heaven with him

STUDENT ASSESSMENT

ASSESSABLE STUDENT OUTCOMES

Illustrate their understanding of sin. (1a,1b,1c)

Illustrate scenes from the life of Bible characters used in this unit. (2a)

Illustrate their understanding of heaven. (2b,3a)

ASSESSMENT STRATEGIES

⇒ discussion; work samples

⇒ work samples from students' individual books (TRS A2/1)

⇒ work sample (TRS A2/3)

UNIT SUMMARY

Students hear the story of Adam and Eve's sin and consider what sin looks like in their own lives. Students trace God's plan of rescue through the stories of five Bible characters, finishing with Jesus as the one whom God had promised. Students reflect on the final part of God's plan: to live in heaven with him.

UNIT NOTES

The focus at this band level is on *God saves*. The unit introduces the concept of sin, but concentrates on God's plan to rescue people from the consequences of sin.

Students make *People in God's Plan* booklets about people whom God used in his plan of rescue. Teacher Resource Sheet (TRS) A2/1 is a master page for the booklets. A rhyme that accompanies each page is on TRS A2/2.

The book *God's Special Baby* by Joyce Schilder can be used with the unit.

The concept of heaven is introduced in this unit, but developed more fully in BAND A, Level 3.

WORDS TO KNOW

disobey, sin, promise, forgive,
cross, heaven

INTRODUCTION

1. A SPOILED WORLD

Show a broken toy and talk about how it was once good to play with but is spoiled now. Students suggest other things which become spoiled, eg new shoes, a clean bedroom.

Use illustrations from a children's Bible or Bible story book to remind students of the perfect world that God made. Tell students: *God made things the way he wanted them to be, but long ago things got spoiled.*

Tell the story of Adam and Eve and how they disobeyed God (Genesis 3). Discuss:

- Adam and Eve did what God told them not to do. They did not obey God. How do you think they felt when they did not obey?
- When do you feel like this?
- When people do not obey God it is called 'sin'. Sin spoiled things between Adam and Eve and God, and it spoils things between you, me and God.

Provide opportunity for students to discuss what they know about sin and/or to express their ideas by drawing or painting, or through music or drama.

Listen carefully to all of the students' comments, and use these to help inform your future teaching.

Conclude this session by reassuring students that God loves people even when they sin.

2. GOD'S PLAN

After Adam and Eve sinned, things were spoilt. Adam and Eve were afraid that God no longer loved them. But God still wanted to be friends with Adam and Eve. So God planned a way to make things right again.

Discuss: If you were God, how might you make things right again?

God's way of making things right was to make a promise. He promised that one day he would send a baby who would grow up and make things right again.

DEVELOPMENT

3. PEOPLE IN GOD'S PLAN

Use one of these activities to introduce the concept of waiting and anticipating the special baby that God would send:

- Invite a parent (with a baby) to talk about how it felt to be waiting for her/his special baby to be born, how she/he felt when the baby arrived, and about wondering what the baby would do when it grew up.
- Show pictures of parents with babies and talk about the feelings of the parents. Build up a sense of the waiting, and of the excitement of a new baby's birth.

Students will hear stories of five Bible characters who were part of God's rescue plan. To maintain students' interest throughout this unit, you could

- use a different art medium to illustrate each page of the booklet;
- use echo pantomimes, rhymes or songs about the characters;
- dramatise stories;
- use visual reminders, eg make a small basket (Moses), a coloured coat made with collage materials (Samuel), eat honey and rice biscuits (John).

ISAAC Genesis 17:1–8, 15–19;
18:1–15; 21:1–7

1. **Introduction:** *When Abraham and Sarah had a baby, they wondered if he was the special baby in God's plan to make friends with God again.*
2. **Story of birth/childhood:** Read or tell about the birth of Isaac, based on the verses listed above. Recommended: Story 4 in *The Lion First Bible*.
3. **Picture of birth/childhood:** Students draw a picture of Isaac as a baby in their *People in God's Plan* booklet. (TRS A2/1)

4. **Story from adult life:** (next session) Read or tell about Isaac when he grew up (Genesis 25:19–26). There is no one story which draws attention to Isaac. He married and had his own children, who in turn waited for the promised baby that God would send. Recommended: Story 5 in *The Lion First Bible*.
5. **Picture from adult life:** Students draw in their booklets a picture of the grown-up Isaac with his family.
6. **Rhyme:** Say the *Isaac* part of the *Special Babies* rhyme (TRS A2/2). Students paste the rhyme into their booklets.
7. **Summary:** *Isaac grew up to be one of the people in God's plan. He and his children were part of God's plan, but he wasn't the one who made everything right again.*

MOSES Exodus 2:1–10

Follow the seven-step pattern as for Isaac.

Recommended for birth of Moses: Story 10 of *The Lion First Bible*.

For Moses as an adult, use the story of God calling Moses (Exodus 3:1–12). Briefly tell about the plagues in Egypt (Exodus 5–12) in order to set the context for the story of Moses leading God's people across the Red Sea (Exodus 14:1–29). Recommended: Stories 10 and 11 in *The Lion First Bible*.

Moses was one of the people in God's plan. God used Moses to rescue his people and lead them to a new country, but he wasn't the one to make everything right again.

SAMUEL 1 Samuel 1:1–20

Follow the seven-step pattern as for Isaac.

For Samuel as an adult, use the story of God calling Samuel at night. (1 Samuel 3)

Recommended: Story 19 in *The Lion First Bible* combines the stories of the birth and call of Samuel.

Samuel was one of the people in God's plan. God used Samuel to be a leader of his people, but he wasn't the one to make everything right again.

JOHN Luke 1:5–25, 57–80

Follow the seven-step pattern as for Isaac.

For John as an adult, use the story of John living in the desert and preaching and baptising (Luke 3:3–18). Also tell how John said: 'Someone more powerful than myself is going to come'.

John was one of the people in God's plan. God used John to get people ready for Jesus, but he wasn't the one to make everything right again.

4. THE MOST IMPORTANT PERSON IN GOD'S PLAN

JESUS

Follow the first three steps of the pattern as for Isaac.

Use the story of the annunciation and the birth of Jesus (Luke 1:26–38; 2:1–20).

Recommended: Stories 33 and 34 in *The Lion First Bible*.

Jesus was the special person in God's plan. He was the one to make everything right again and to make people friends with God. He did this in the way that God wanted.

1. *The first thing Jesus did was always to obey God and share God's love with people.*

Use a children's Bible to show events in Jesus' life, eg Jesus with the children, with his disciples, healing, and teaching.

2. *The second thing Jesus did was to let himself get punished instead of the people who do not obey God. This was part of God's plan for making things right again.*

Show a picture of Jesus on the cross.

Students draw the grown-up Jesus, say the last verse of the rhyme, and paste it in their books.

3. *Jesus' story didn't end when he died. The third thing Jesus did was to come alive again and to promise that people would live forever with him in heaven.*

Share a book about heaven, such as *If I Should Die If I Should Live*, with your students, or use TRS A2/4 with your students.

RESPONSE

5. COMPLETE THE BOOK

Read the rhyme on TRS A2/3. Students use this as the final page of their *People in God's Plan* booklet and illustrate their understanding of what it would be like to be friends with God in heaven.

Students collate the pages for their booklet and design a cover for it.

Encourage students to share their booklets with a friend or a buddy from an older class, and to take it home to show their parents.

YOU WILL NEED

- | | |
|---|--|
| <ul style="list-style-type: none"><input type="checkbox"/> <i>The Lion First Bible</i> or an appropriate children's Bible<input type="checkbox"/> a broken toy<input type="checkbox"/> art materials for students to illustrate their books<input type="checkbox"/> songs, rhymes or pantomimes about the characters in the stories (optional) | <ul style="list-style-type: none"><input type="checkbox"/> objects for visual reminders of the stories (optional)<input type="checkbox"/> music, incense, candles for reflection (optional)<input type="checkbox"/> photocopies of TRS A2/1, TRS A2/2, TRS A2/3 for students' use. |
|---|--|

INTEGRATING INTO OTHER CURRICULUM AREAS

ENGLISH: *Literature:* Relate what is read to own knowledge and experience; record and write about what is read; retell or discuss with teacher and peers.

THE ARTS: *Drama:* Improvise short scenes or use known stories as a basis for drama. *Visual arts:* Draw or paint to interpret imagination, record observations, express feelings and thoughts.

from the National Statement and Profiles

UNIT EVALUATION

Which activities worked well in this unit?

Which resources were useful in the implementation of this unit?

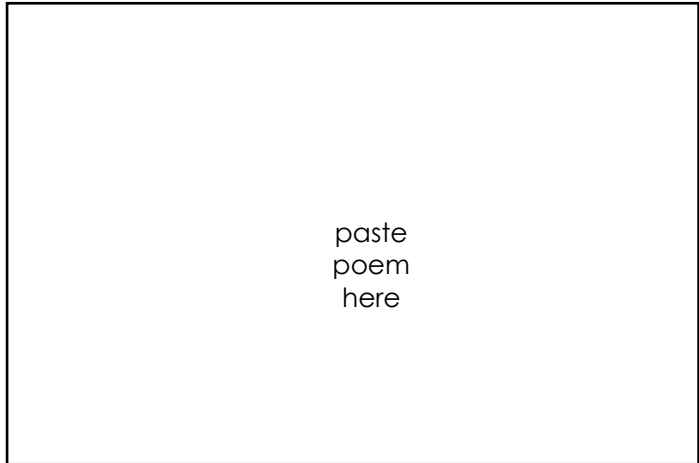
How did I respond to and develop the range of students' understanding of sin?

How did I respond to the students' understanding of God's plan to make people friends with him?



What would I do differently if I was teaching this unit again?

How will I use and build on knowledge, understandings, skills, attitudes, and values students have developed in this unit?

People in
God's plan



This person's name is



When he grew up, he _____

People in
God's plan

Rhymes about people in God's plan

Cut out and paste into students' booklets

Isaac was a special baby
his parents loved him so.
Was he the baby
God had promised?
No, no, no.

Moses was a special baby
his parents loved him so.
Was he the baby
God had promised?
No, no, no.

Samuel was a special baby
his parents loved him so.
Was he the baby
God had promised?
No, no, no.

John was a special baby
his parents loved him so.
Was he the baby
God had promised?
No, no, no.

Jesus was a special baby
his parents loved him dear.
Was he the baby
God had promised?
*Yes! We've waited; now he's
here.*

Jesus lived like you and me
but never ever sinned.
Then he died upon the cross
to make things right again.

People in
God's plan

live on earth

God knows that while we

our lives are spoilt by sin.

So he made a plan that when we die

we'll live in heaven

with him

friends with God in heaven

A REFLECTION

ABOUT HEAVEN

*Choose an appropriate time for this reflection activity, eg after physical activity.
Set the mood for reflection by encouraging students to sit or lie quietly.
Light candles, burn incense, or play music quietly in the background if you wish.*

Think of something that has gone wrong for you lately.

Did you have an argument with your brother or sister?

Did someone spoil something you had made?

These things make us feel angry and upset.

Imagine what it would be like if nothing ever, ever went wrong.

What would it be like if you were always happy,
all of the time,
every day?

There is a place where people will always be happy.

There is a place where people will never feel angry or upset.

God has planned a special place where he will take his friends when they die.

The Bible calls that place heaven.

In heaven people will be friends with God forever.

We don't know exactly what heaven will look like,
but the Bible tells us that it will be wonderful.

What is the most beautiful place you can imagine?

Will there be trees?

flowers?

animals?

the sea?

Who will be there?

Perhaps your family?

your friends?

your pets?

What will you do together?

Imagine what heaven will be like.

(After a time of quiet reflection, students share with a partner what they imagined.)